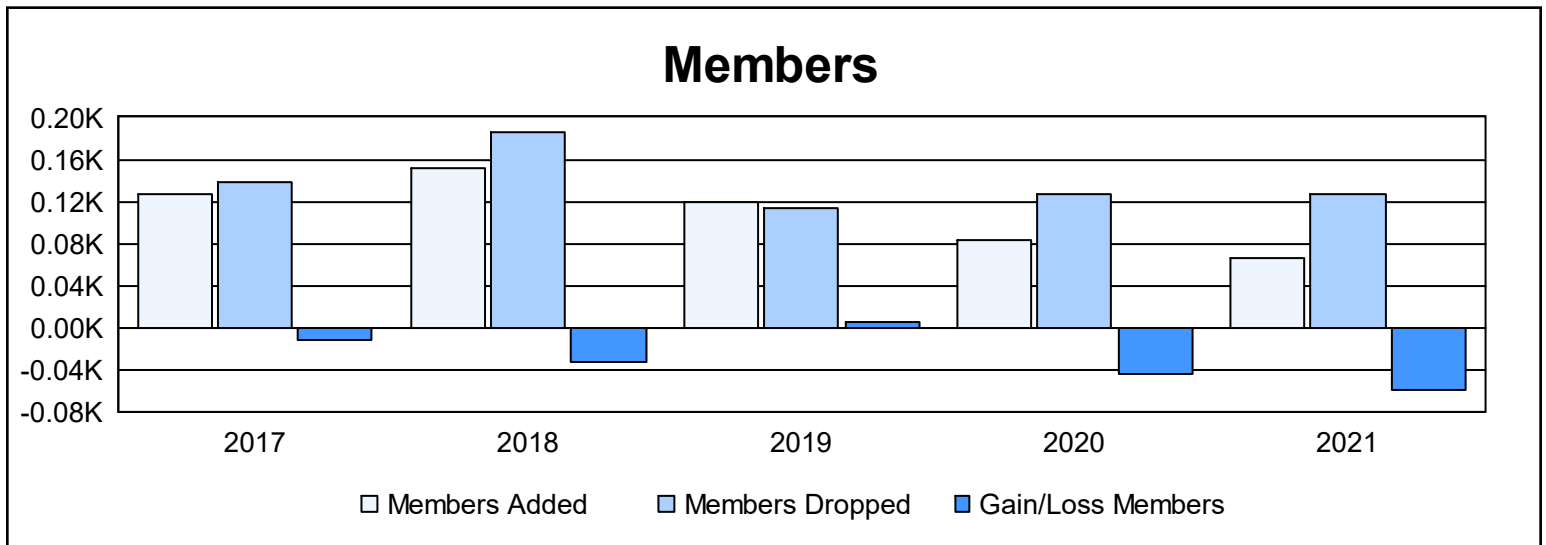
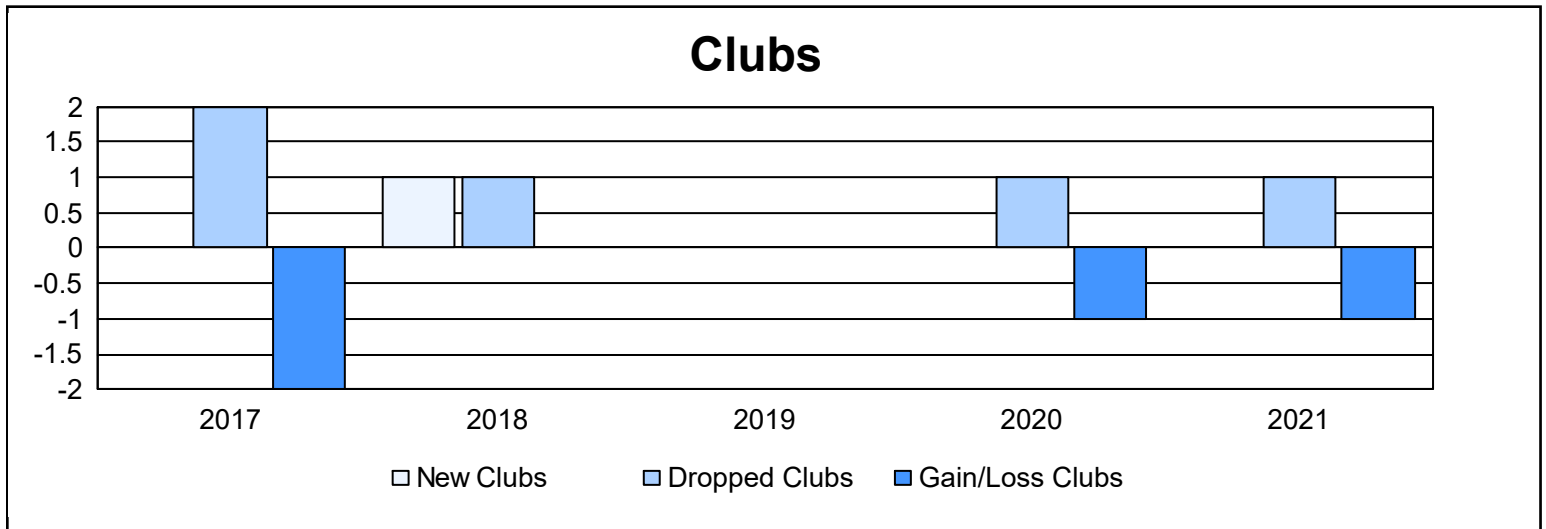
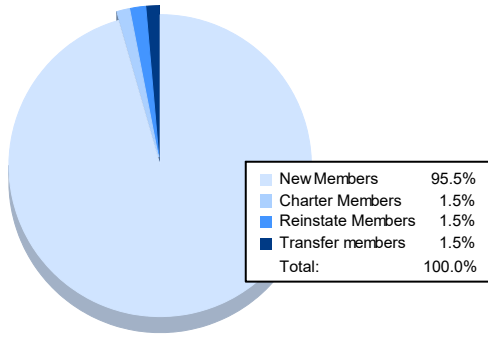


| Year | New Clubs | Dropped Clubs | Gain/ Loss Clubs | New Members | Charter Members | Reinstate Members | Transfer Members | Total Member Added | Total Members Dropped | Gain/ Loss Members |
|----------------|-----------|---------------|------------------|-------------|-----------------|-------------------|------------------|--------------------|-----------------------|--------------------|
| 2016-2017 | 0 | 2 | -2 | 110 | 1 | 8 | 8 | 127 | 139 | -12 |
| 2017-2018 | 1 | 1 | 0 | 114 | 28 | 7 | 3 | 152 | 185 | -33 |
| 2018-2019 | 0 | 0 | 0 | 104 | 0 | 10 | 5 | 119 | 114 | 5 |
| 2019-2020 | 0 | 1 | -1 | 66 | 1 | 8 | 8 | 83 | 127 | -44 |
| 2020-2021 | 0 | 1 | -1 | 63 | 1 | 1 | 1 | 66 | 126 | -60 |
| Average | 0 | 1 | -1 | 91 | 6 | 7 | 5 | 109 | 138 | -29 |



Membership Composition June 2021 Cumulative



Gender Composition June 2021 Cumulative

